



WHICH GENERATION IS MY TURRET?



GENERATION 1

The Generation 1 units are rack and pinion traverse. The rack gear is easily spotted in the center of the intermediate frame.

Rack Gear



GENERATION 2

The Generation 2 unit has a chain drive traverse system. It also has a side-shift cylinder located in the center of the unit.

Drive Chain

Side-Shift Cylinder




GENERATION 3

The Generation 3 unit is also a chain drive traverse system, but the side shift cylinder is located underneath the intermediate frame and all hydraulic hose tracking is located inside of the frame itself.

Hose Tracks

Drive Chain

Side-Shift Cylinder



GENERATION 5 (current production)

Generation 5 is a chain drive traverse with the side shift cylinder on top of the frame. All of the hydraulic hose tracking is located inside the frame.

Side-shift cylinder

Hose tracks

Drive chain



Superior Engineering Inc.

Designer and Manufacturer of Specialty Lift Truck Attachments

www.superioreng.com 5033 Belton Hwy, Anderson SC 29621 800-359-3052